


**STATISTICAL REPORT
OF
GRADES AWARDED
2023-24/III**



JULY-2024

Office of the Dean of Academic Affairs
Indian Institute of Technology Kanpur

LIST OF CONTENT

S. No.	Content	Page No.
1	Figure 1: Distribution of all grades awarded to UG and PG students across the institute	1
2	Figure 2: Distribution of all grades awarded to UG students	1
3	Figure 3: Distribution of all Core courses grades awarded to UG students	2
4	Figure 4: Distribution of all grades awarded to PG students	2
5	Figure 5: Distribution of all grades awarded to UG students	3
6	Figure 6: Distribution of all grades awarded to PG students	4
7	Figure 7: AE department distribution of grades awarded to UG students	5
8	Figure 8: BSBE department distribution of grades awarded to UG students	5
9	Figure 9: CE department distribution of grades awarded to UG students	6
10	Figure 10: CGS department distribution of grades awarded to UG students	6
11	Figure 11: CHE department distribution of grades awarded to UG students	7
12	Figure 12: CHM department distribution of grades awarded to UG students	7
13	Figure 13: CSE department distribution of grades awarded to UG students	8
14	Figure 14: DES department distribution of grades awarded to UG students	8
15	Figure 15: DOMS department distribution of grades awarded to UG students	9
16	Figure 16: ECO department distribution of grades awarded to UG students	9
17	Figure 17: EE department distribution of grades awarded to UG students	10
18	Figure 18: HSS department distribution of grades awarded to UG students	10
19	Figure 19: ME department distribution of grades awarded to UG students	11
20	Figure 20: MSE department distribution of grades awarded to UG students	11
21	Figure 21: MTH department distribution of grades awarded to UG students	12
22	Figure 22: PHY department distribution of grades awarded to UG students	12
23	Figure 23: SEE department distribution of grades awarded to UG students	13
24	Figure 24: AE department distribution of grades awarded to PG students	13
25	Figure 25: BSBE department distribution of grades awarded to PG students	14
26	Figure 26: CGS department distribution of grades awarded to PG students	14
27	Figure 27: CHE department distribution of grades awarded to PG students	15
28	Figure 28: CHM department distribution of grades awarded to PG students	15
29	Figure 29: CSE department distribution of grades awarded to PG students	16
30	Figure 30: DES department distribution of grades awarded to PG students	16
31	Figure 31: DOMS department distribution of grades awarded to PG students	17
32	Figure 32: EE department distribution of grades awarded to PG students	17
33	Figure 33: HSS department distribution of grades awarded to PG students	18
34	Figure 34: MSE department distribution of grades awarded to PG students	18
35	Figure 35: PHY department distribution of grades awarded to PG students	19
36	Annexure – 1: Average grade awarded to students across the Institute in 2023-24/III	20
37	Annexure – 2: Cumulative Performance Index (CPI) Statistics of All Registered Students in 2023-24/III	20
38	Annexure – 3: Distribution of A, E and F grades awarded to UG students	22
39	Annexure – 4: No. of courses with A & A* awarded to UG students	22
40	Annexure – 5: No. of courses with B+ awarded to UG students	22

S. No.	Content	Page No.
41	Annexure – 6: No. of courses with B awarded to UG students	23
42	Annexure – 7: No. of courses with A & A* awarded to PG students	23
43	Annexure – 8: No. of courses with B+ awarded to PG students	24
44	Annexure – 9: No. of courses with B awarded to PG students	24
45	Annexure – 10: No. of courses with E awarded to UG students	24
46	Annexure – 11: No. of courses with F awarded to UG students	25

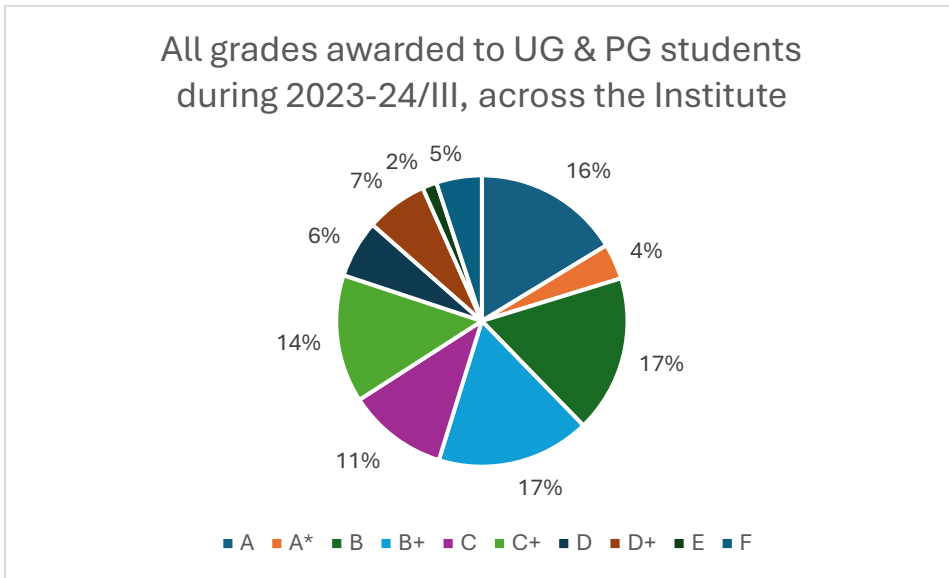


Figure 1: Distribution of all grades awarded to UG and PG students across the institute

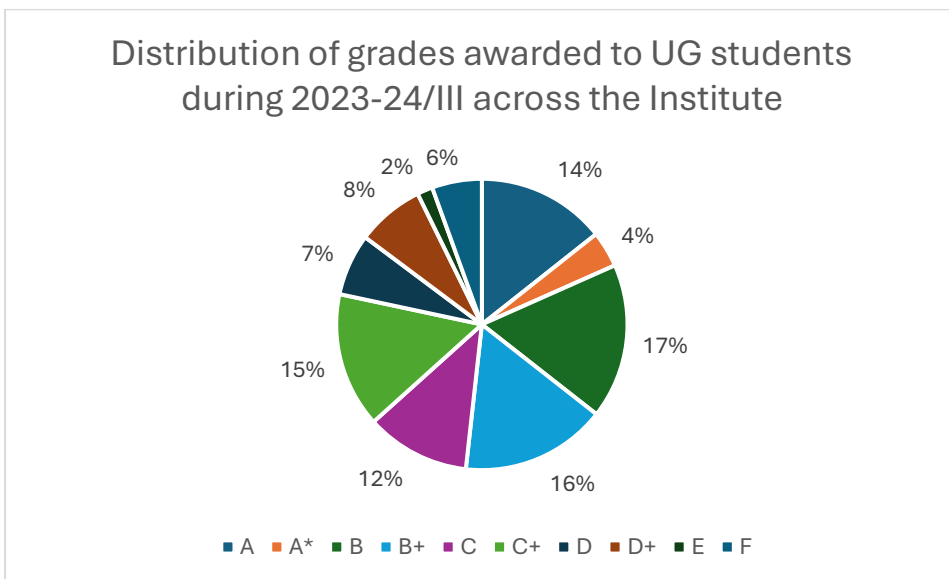


Figure 2: Distribution of all grades awarded to UG students

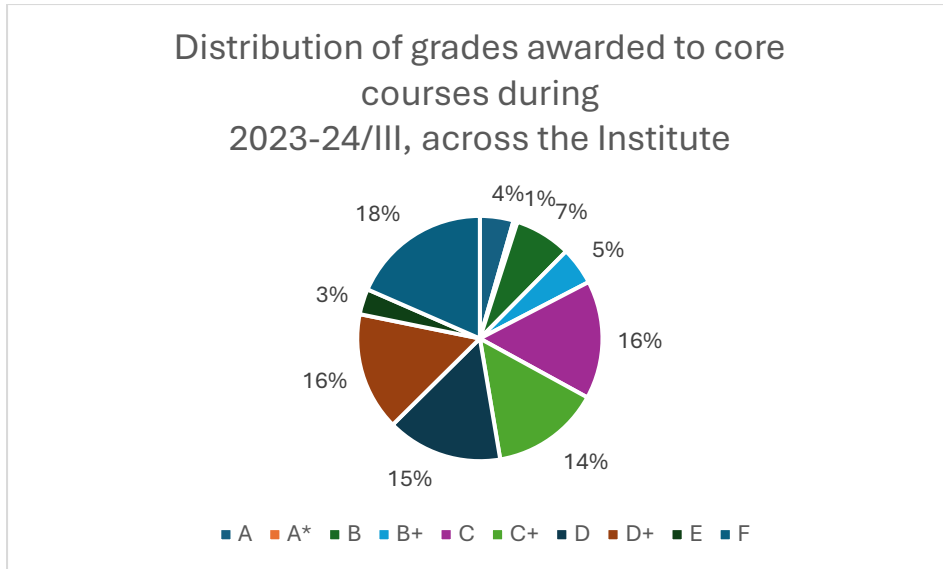


Figure 3: Distribution of all Core courses grades awarded to UG students

CHM102A,CHM112M,CHM113M,ESC201,ESC201A,ESO202,ESO202A,ESO204,ESO204A, HSO201A,LIF111,MSO202A,PHY102A,PHY103A,PHY112,PHY113,PHY114,SOC173A

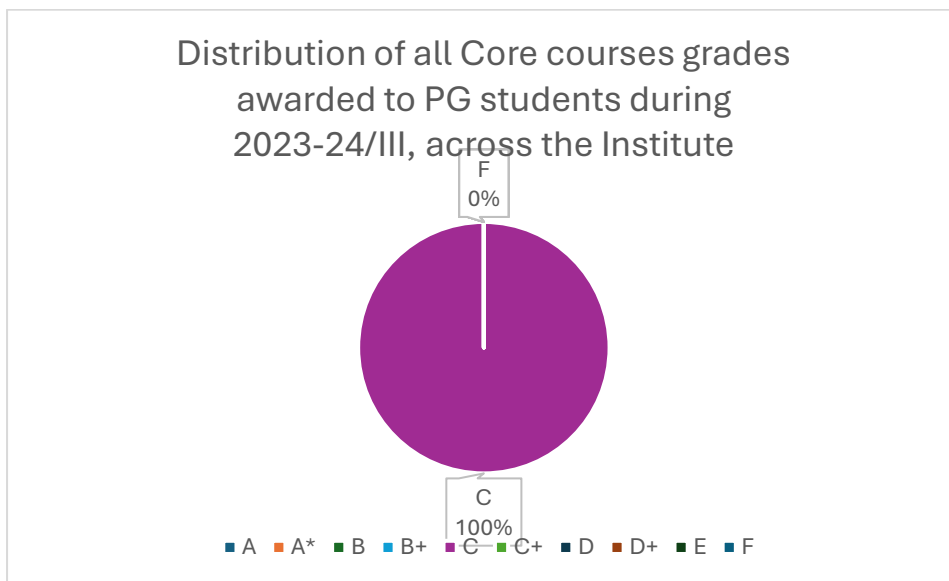


Figure 4: Distribution of all grades awarded to PG students

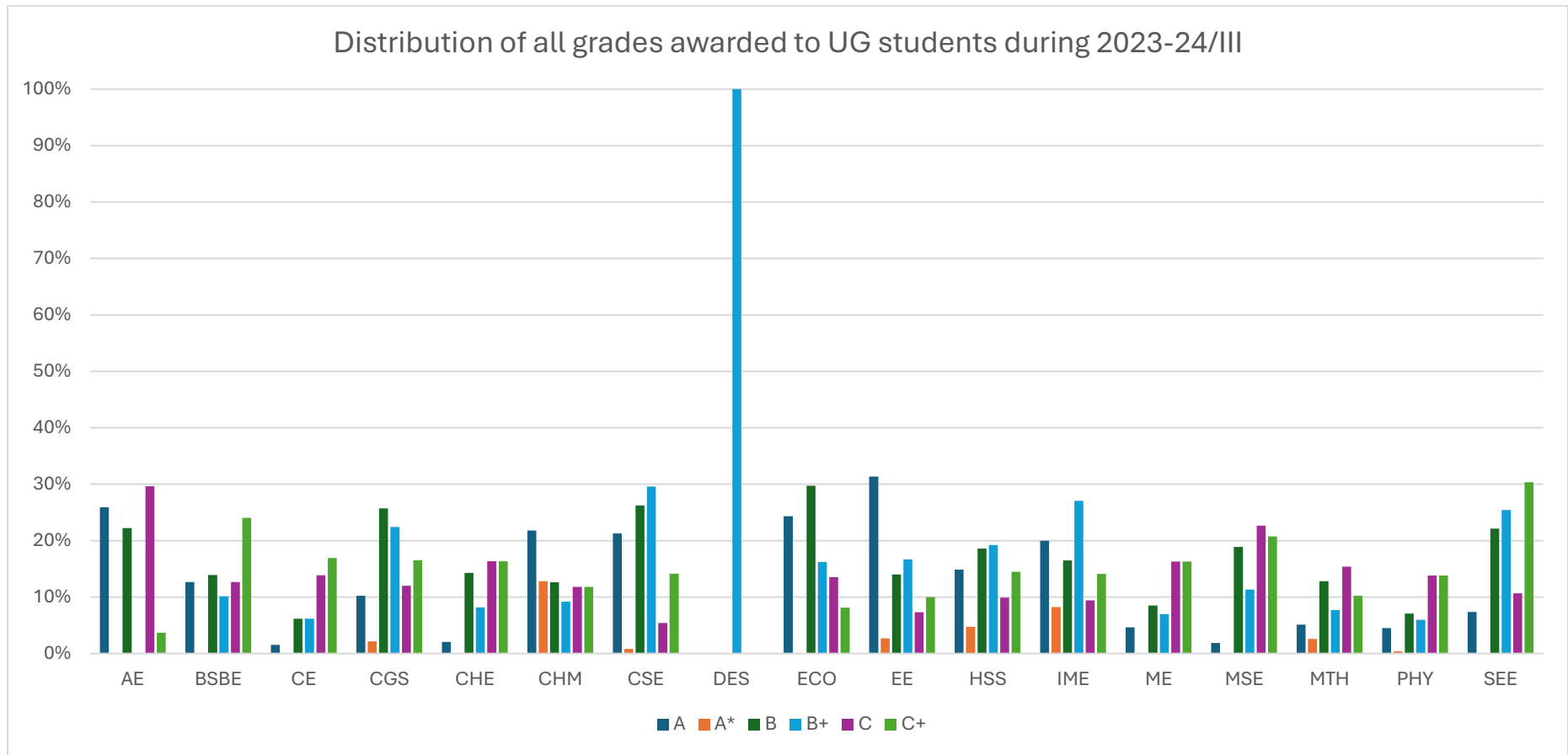


Figure 5: Distribution of all grades awarded to UG students

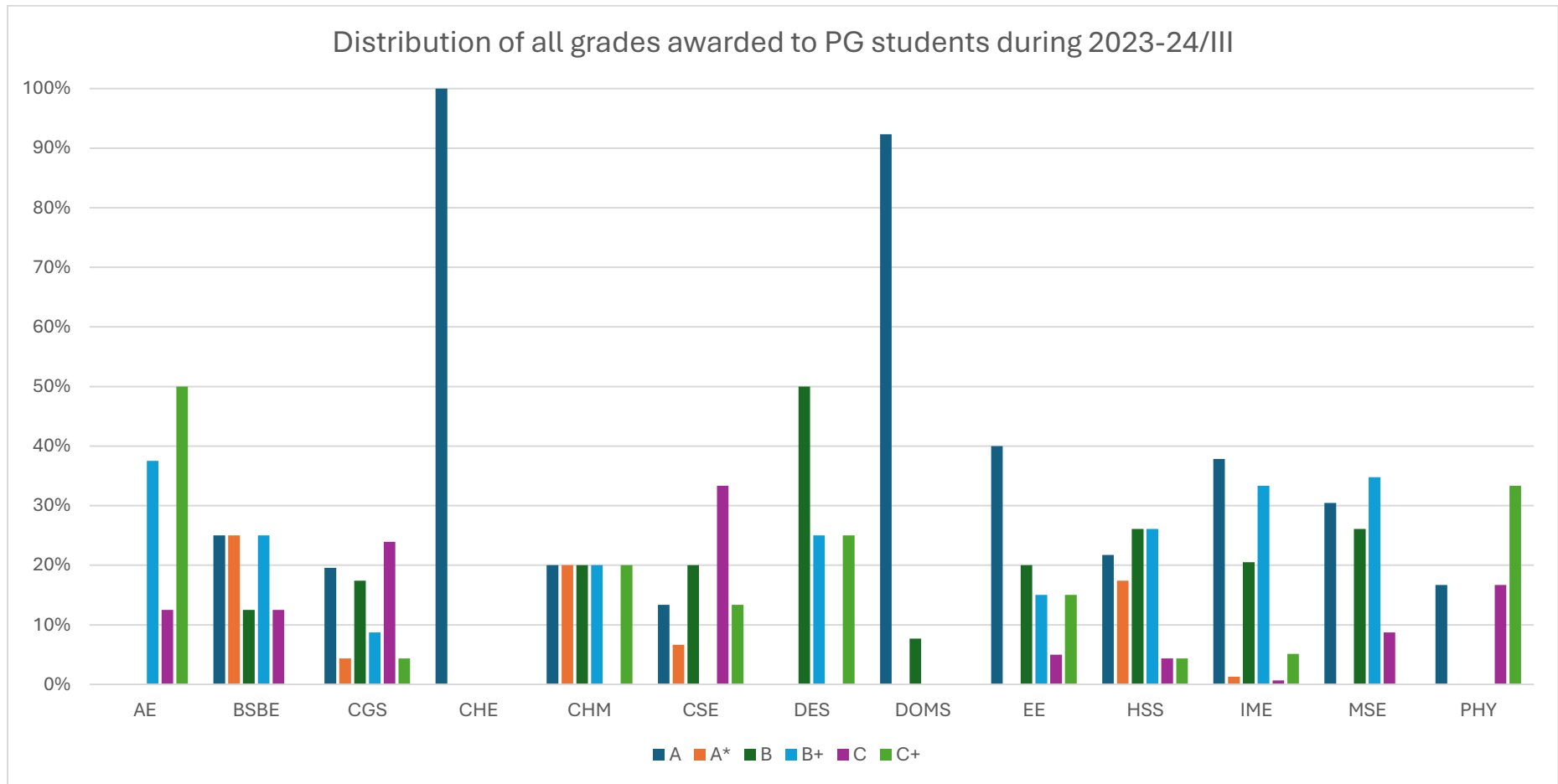


Figure 6: Distribution of all grades awarded to PG students

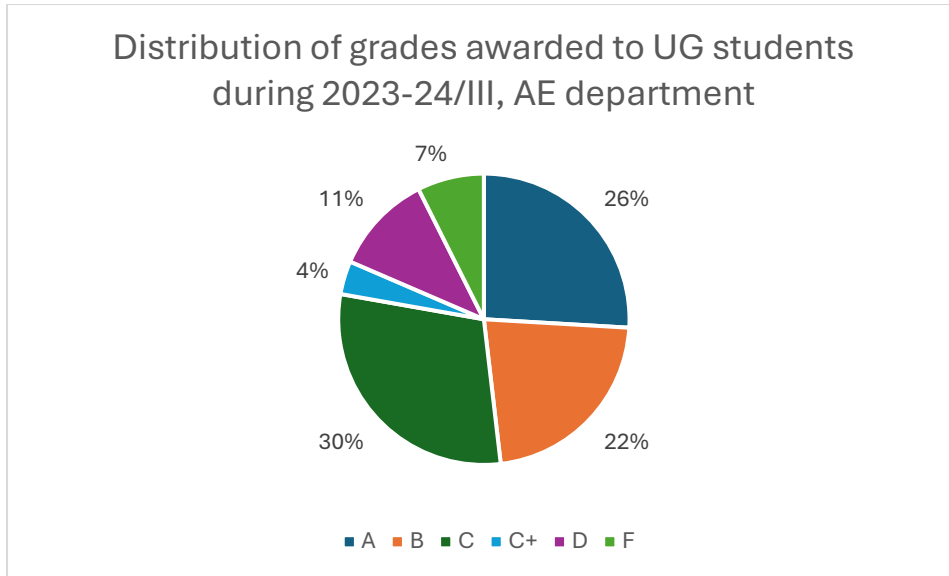


Figure 7: AE department distribution of grades awarded to UG students
 Data for course numbers: AE252M,AE331A,AE341A,AE441A,ESO202A

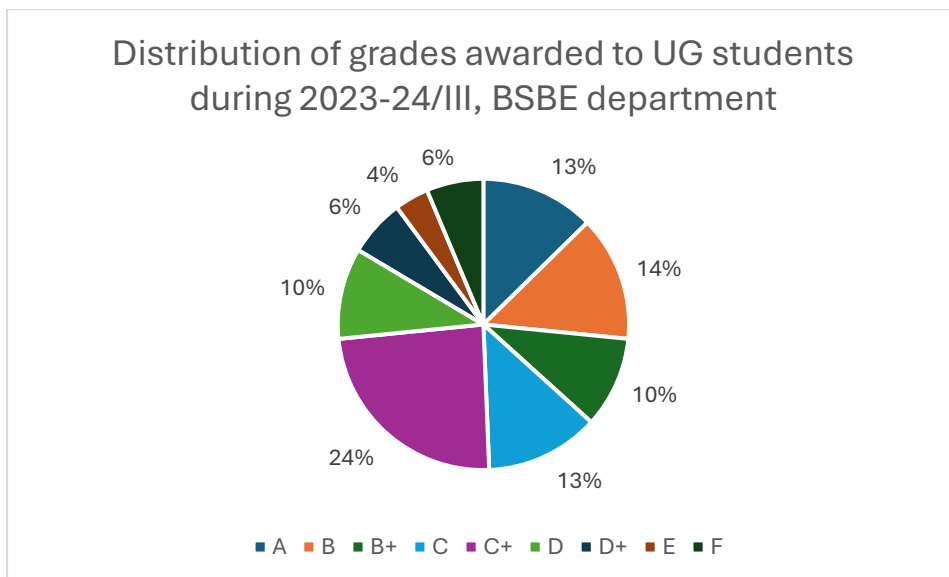


Figure 8: BSBE department distribution of grades awarded to UG students
 Data for course numbers: BSE311,BSE311A,BSE667,LIF111

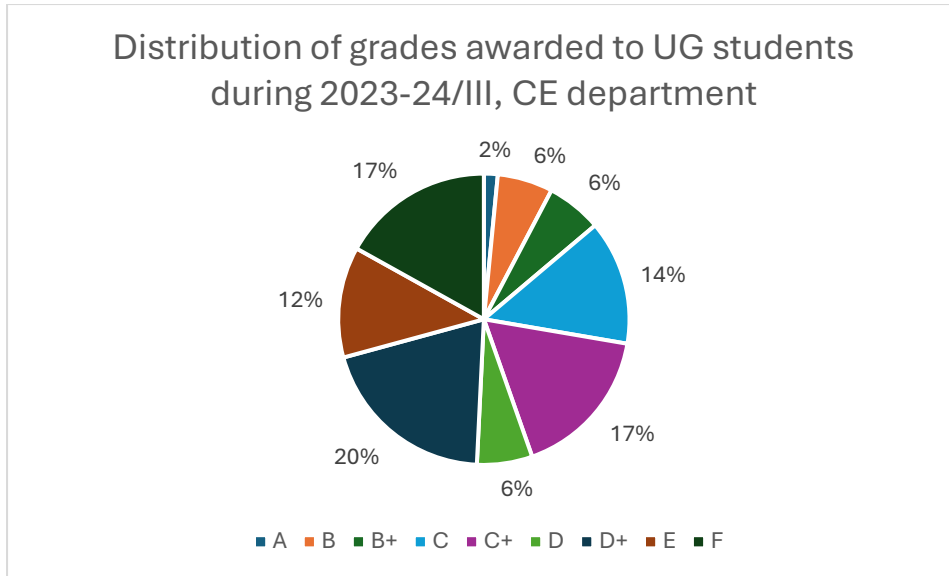


Figure 9: CE department distribution of grades awarded to UG students

Data for course numbers: CE331A,CE371A,CE657,ESO202

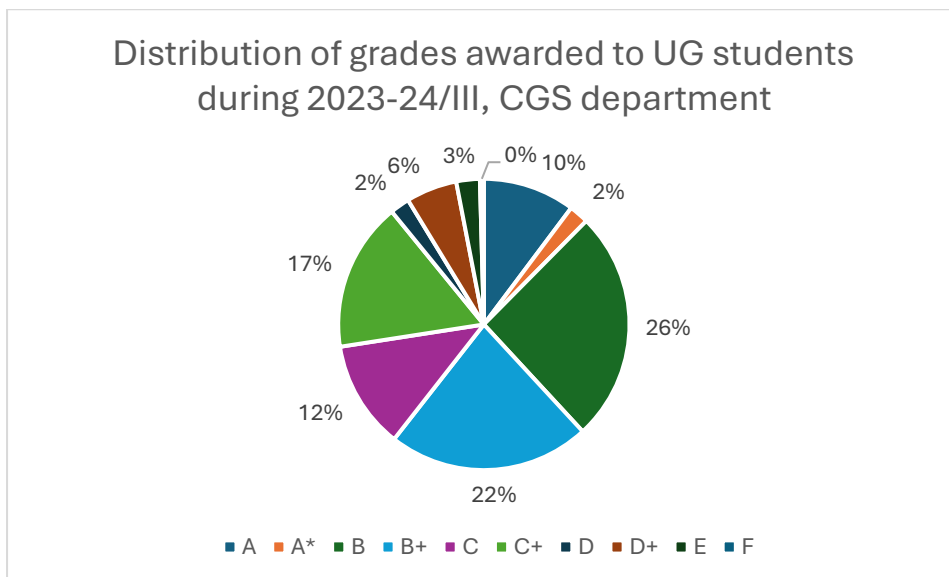


Figure 10: CGS department distribution of grades awarded to UG students

Data for course numbers: CGS401,CGS401A,CGS621,CGS621A,CGS622,CGS698C

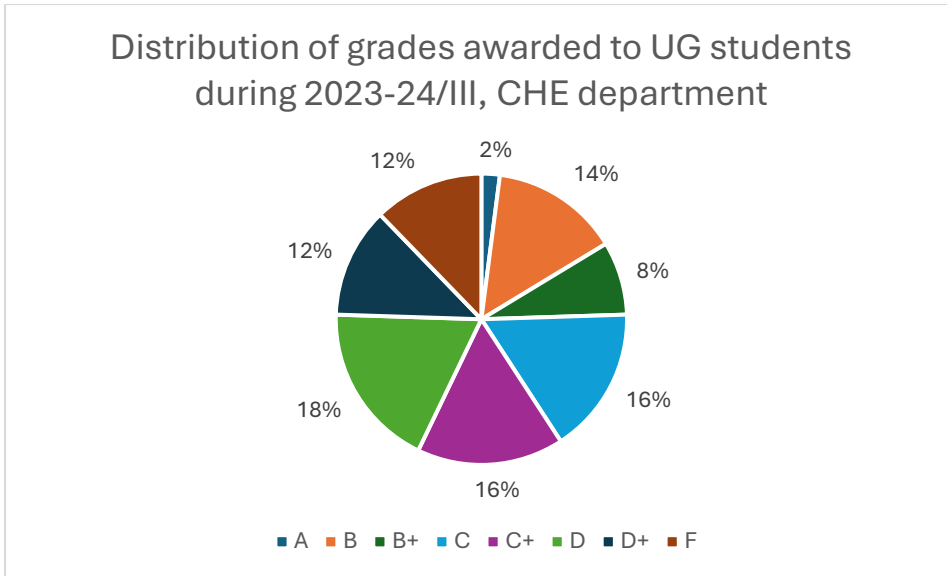


Figure 11: CHE department distribution of grades awarded to UG students

Data for course numbers: CHE331A,CHE352A,CHE381A,CHE453A,CHE617

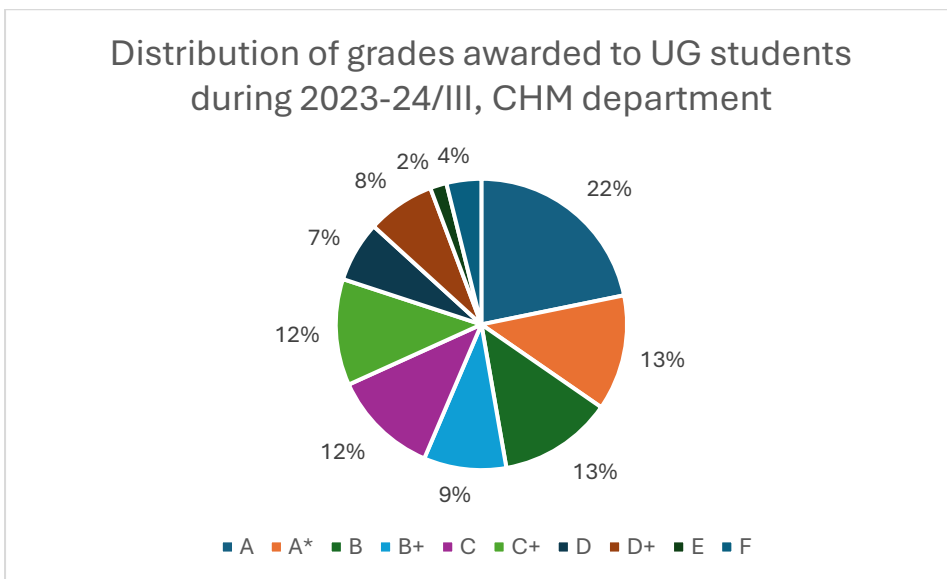


Figure 12: CHM department distribution of grades awarded to UG students

Data for course numbers: CHM102A,CHM112M,CHM113M,CHM201,CHM202A,CHM241,CHM241A,CHM242,CHM242A,CHM392A,CHM402,CHM402A,CSO201,CSO201A

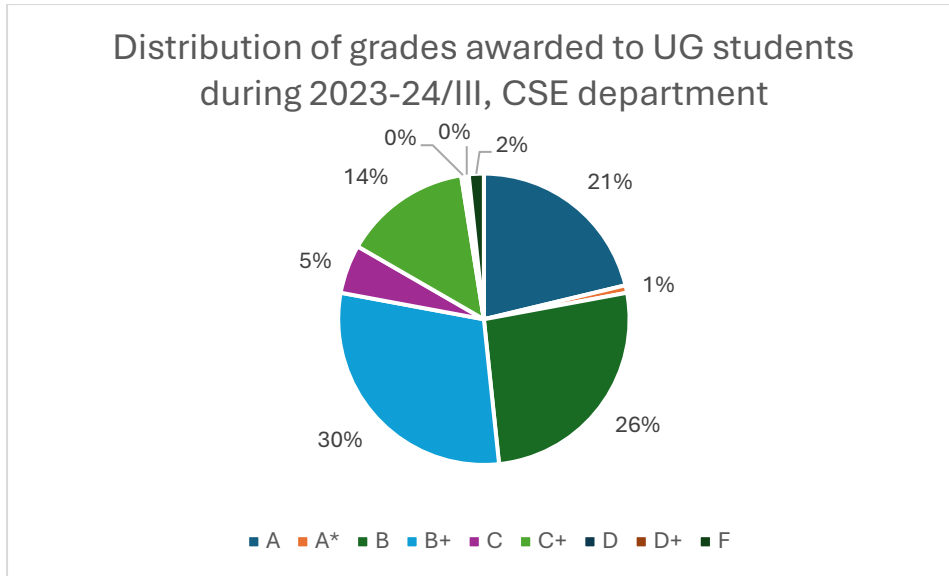


Figure 13: CSE department distribution of grades awarded to UG students
Data for course numbers: CS203M,CS670,CS771,CS771A,CS772,CS772A

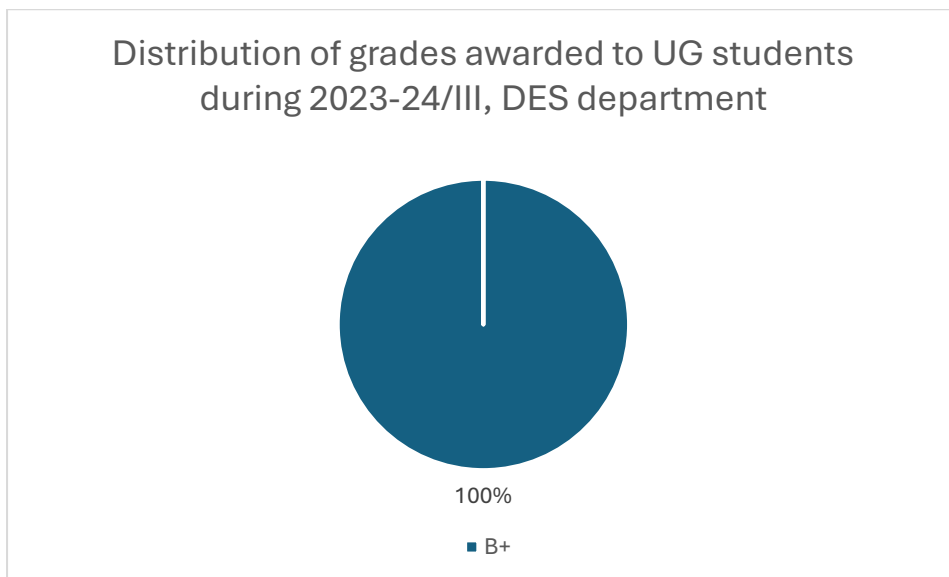


Figure 14: DES department distribution of grades awarded to UG students
Data for course numbers: DES602

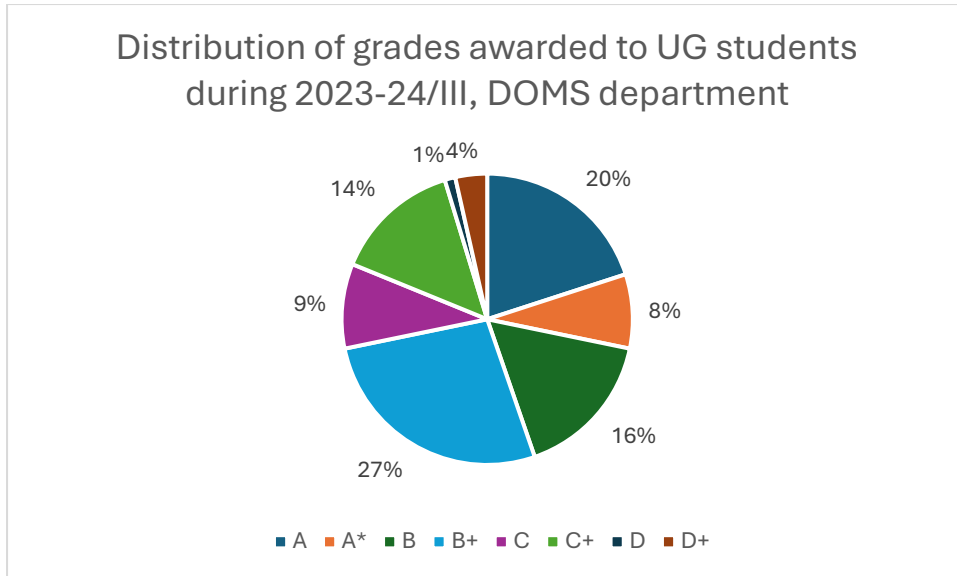


Figure 15: DOMS department distribution of grades awarded to UG students

Data for course numbers: MBA631

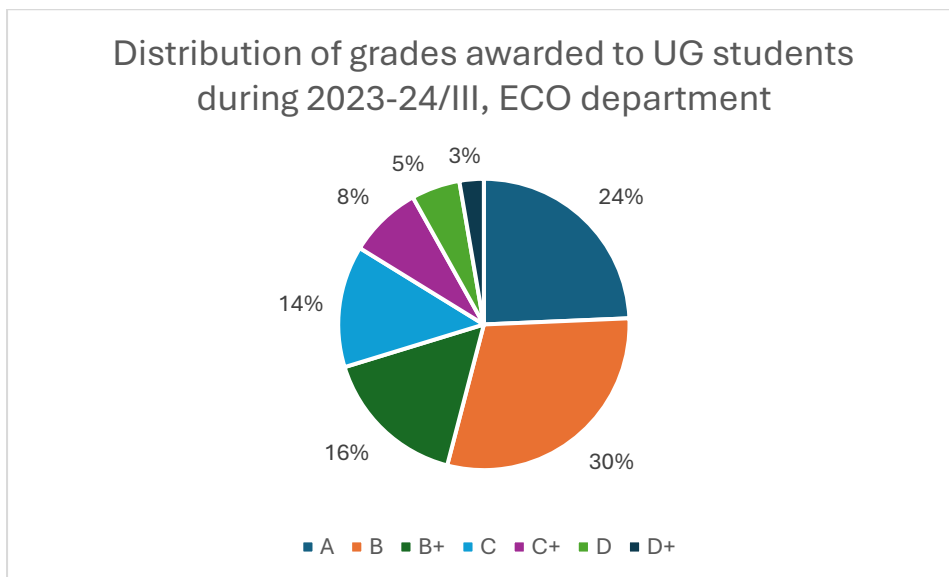


Figure 16: ECO department distribution of grades awarded to UG students

Data for course numbers: ECO498A,ECO503,HSO201,HSO201A

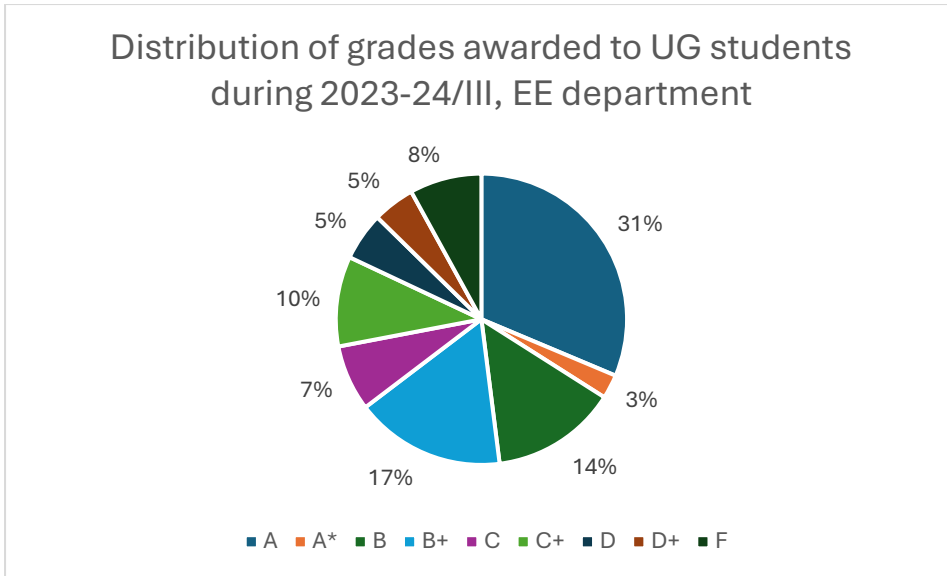


Figure 17: EE department distribution of grades awarded to UG students

Data for course numbers: EE200,EE200A,EE311A,EE330,EE330A,EE392A,EE650,EE650A, ESC201,ESC201A

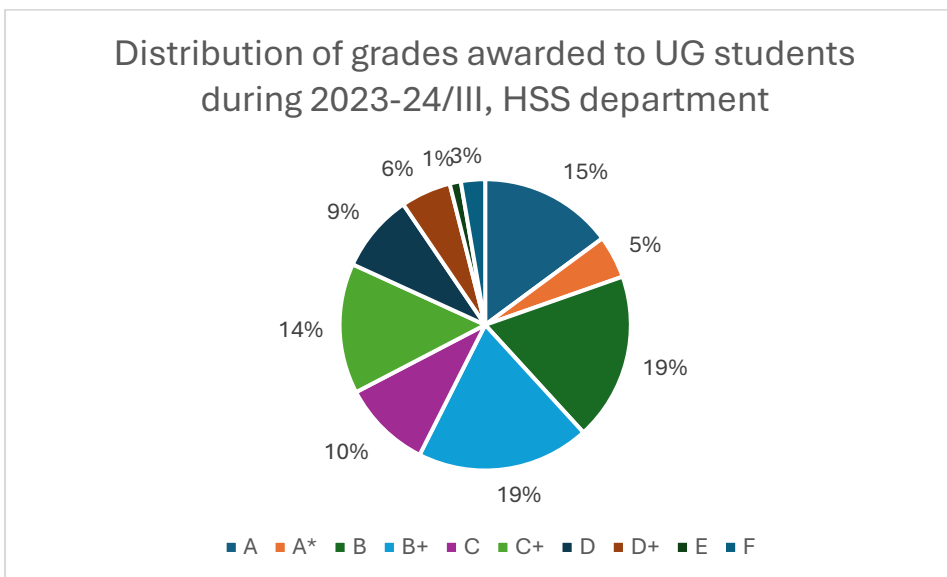


Figure 18: HSS department distribution of grades awarded to UG students

Data for course numbers: ART402,ART707,SOC173,SOC473

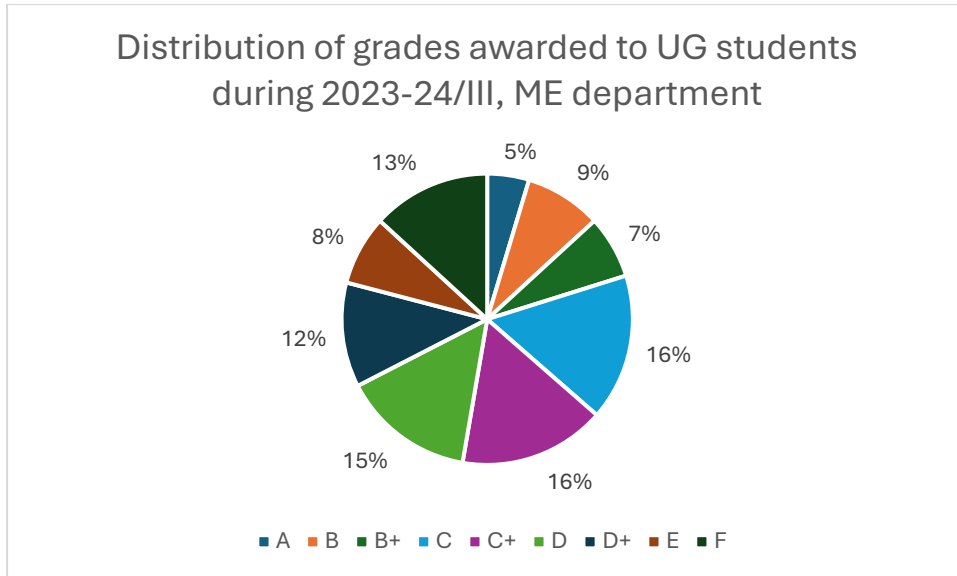


Figure 19: ME department distribution of grades awarded to UG students

Data for course numbers: ESO204,ESO204A,ME209,ME461A,ME496,ME496A,ME497A

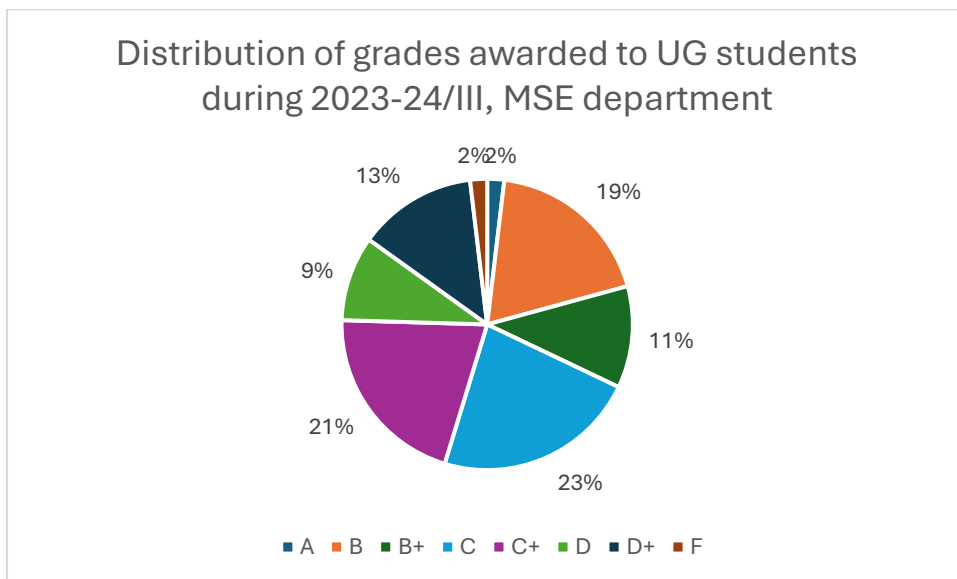


Figure 20: MSE department distribution of grades awarded to UG students

Data for course numbers: MSE303A,MSE661A,MSE664

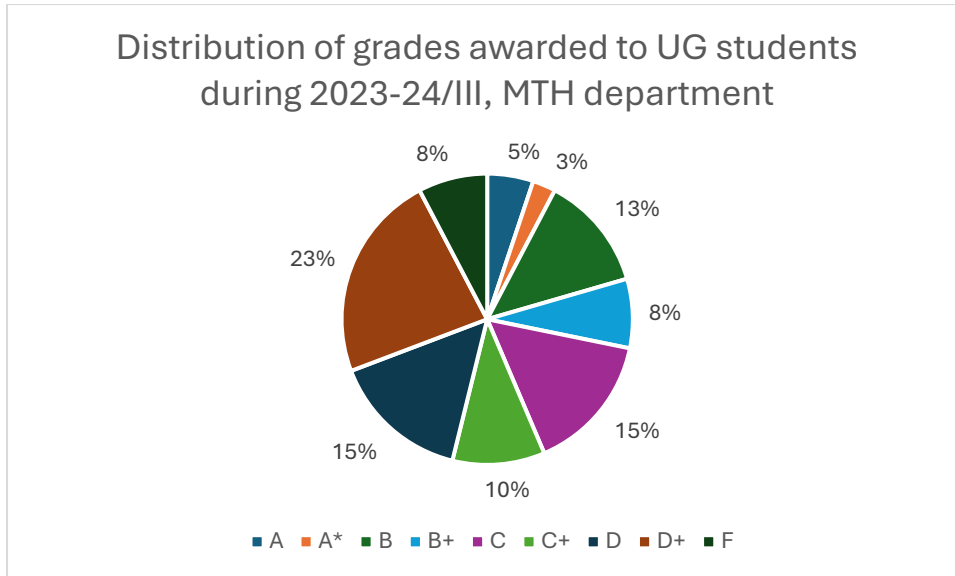


Figure 21: MTH department distribution of grades awarded to UG students

Data for course numbers: MSO202A,MTH204,MTH215,MTH403

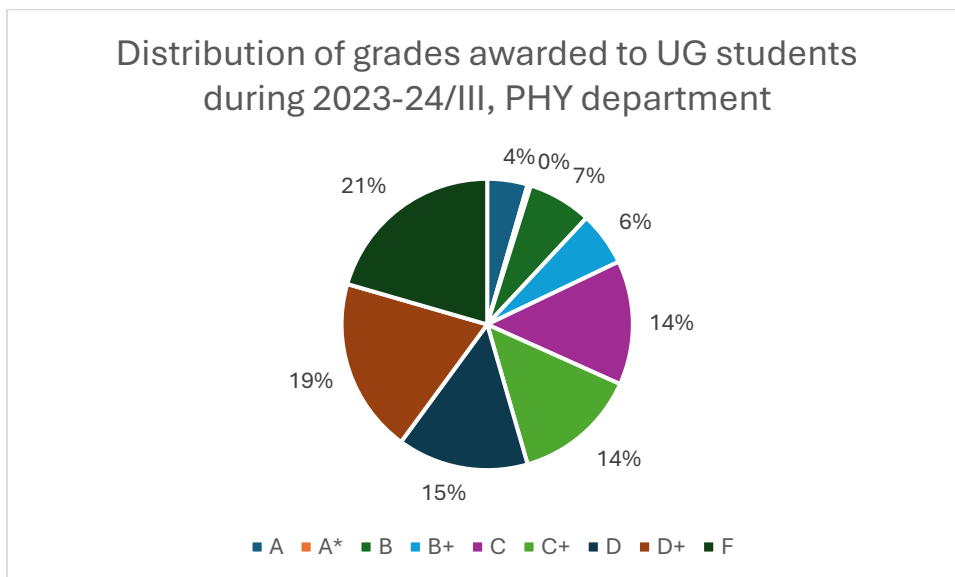


Figure 22: PHY department distribution of grades awarded to UG students

Data for course numbers: PHY102A,PHY103A,PHY112,PHY113,PHY114,PHY210A,PHY401,PHY552

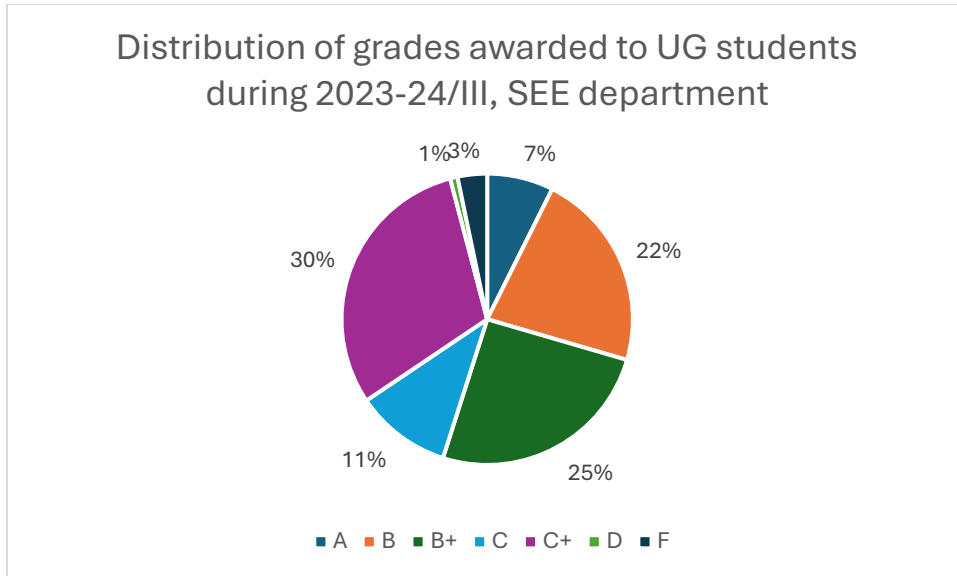


Figure 23: SEE department distribution of grades awarded to UG students

Data for course numbers: SEE211,SEE496

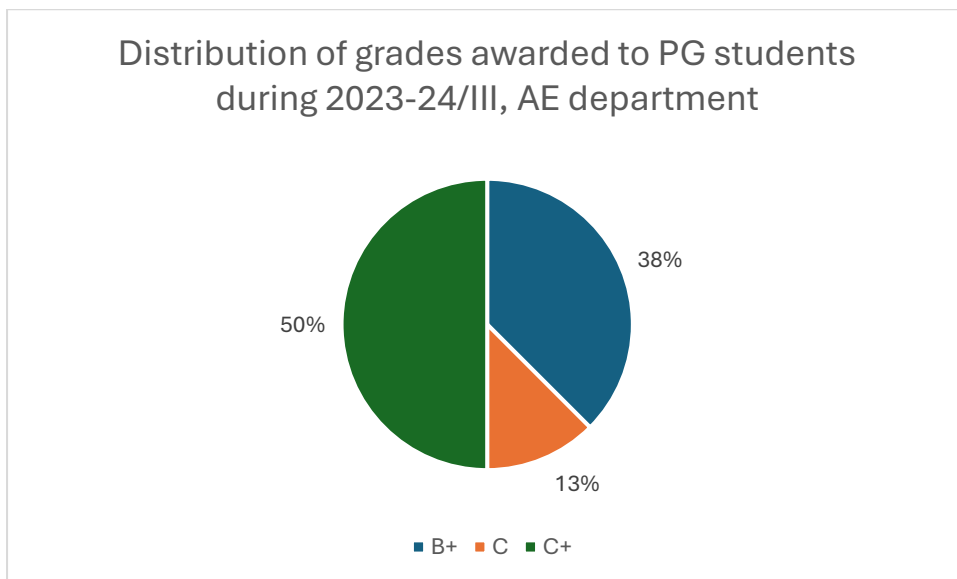


Figure 24: AE department distribution of grades awarded to PG students

Data for course numbers: AE602

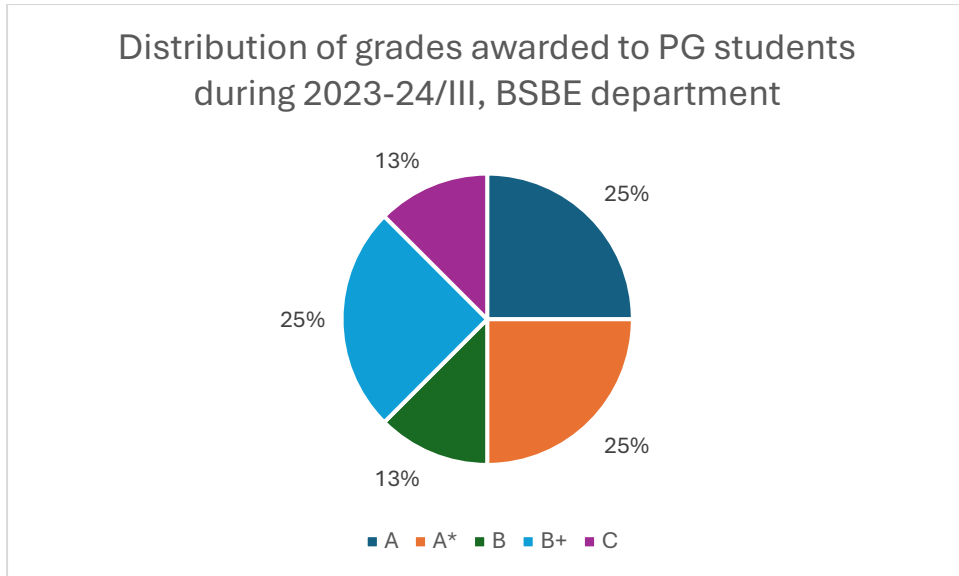


Figure 25: BSBE department distribution of grades awarded to PG students
Data for course numbers: BSE667,LIF111

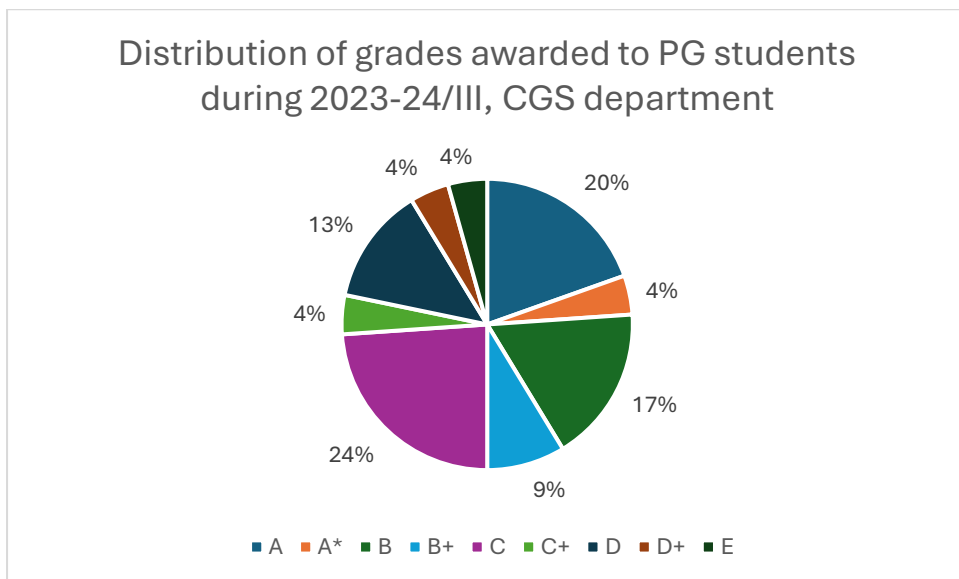


Figure 26: CGS department distribution of grades awarded to PG students
Data for course numbers: CGS401,CGS621,CGS622,CGS698C

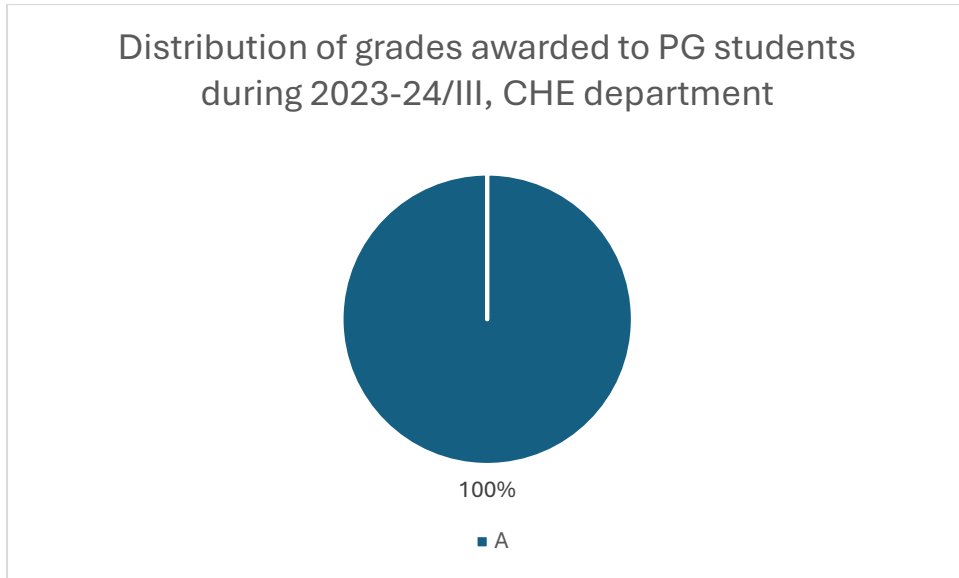


Figure 27: CHE department distribution of grades awarded to PG students

Data for course numbers: CHE617

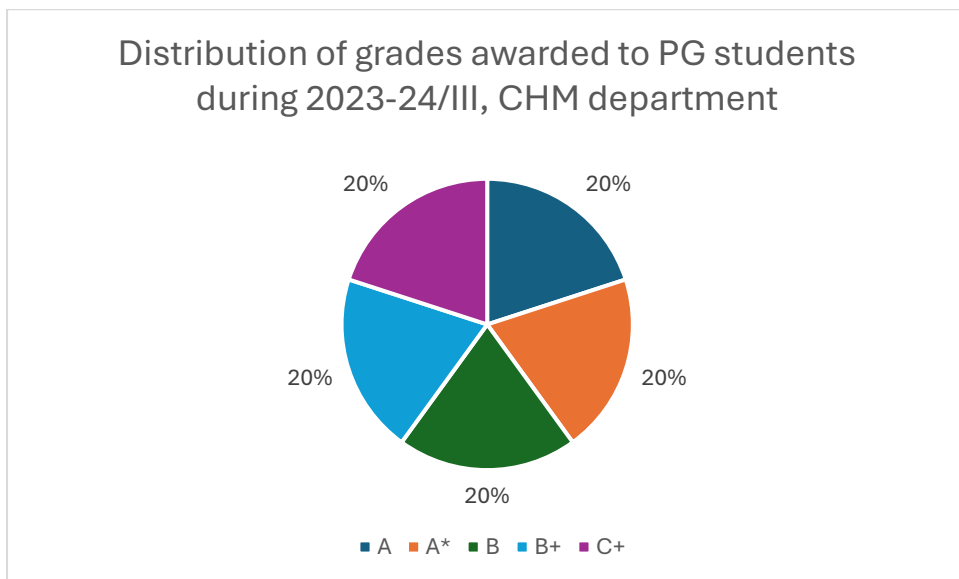


Figure 28: CHM department distribution of grades awarded to PG students

Data for course numbers: CHM242

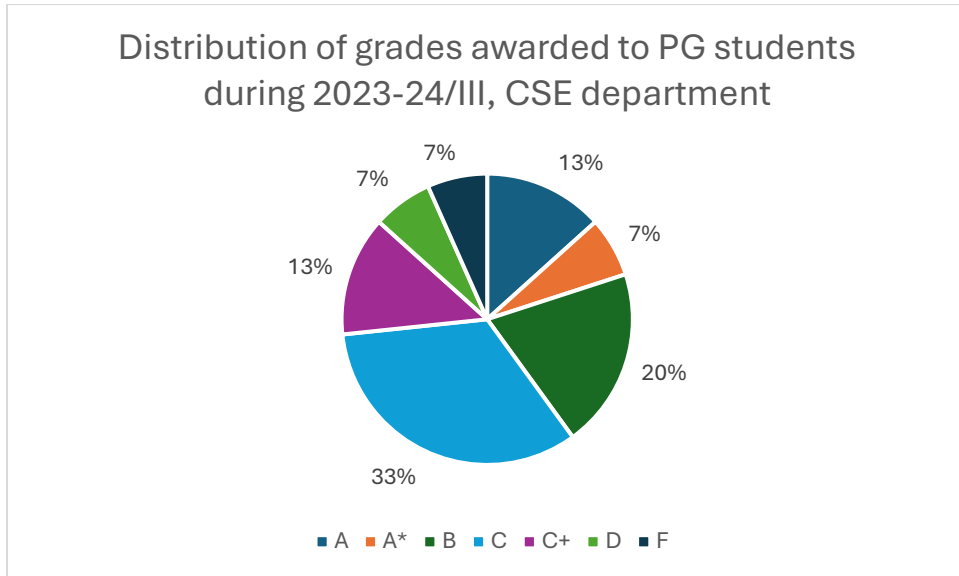


Figure 29: CSE department distribution of grades awarded to PG students

Data for course numbers: CS670,CS771,CS771A,CS772,CS772A

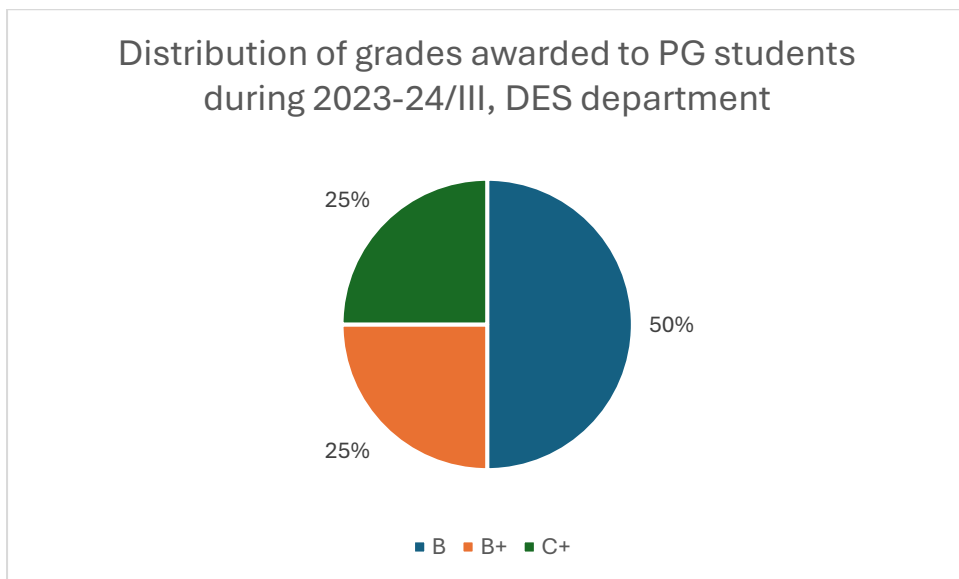


Figure 30: DES department distribution of grades awarded to PG students

Data for course numbers: DES602

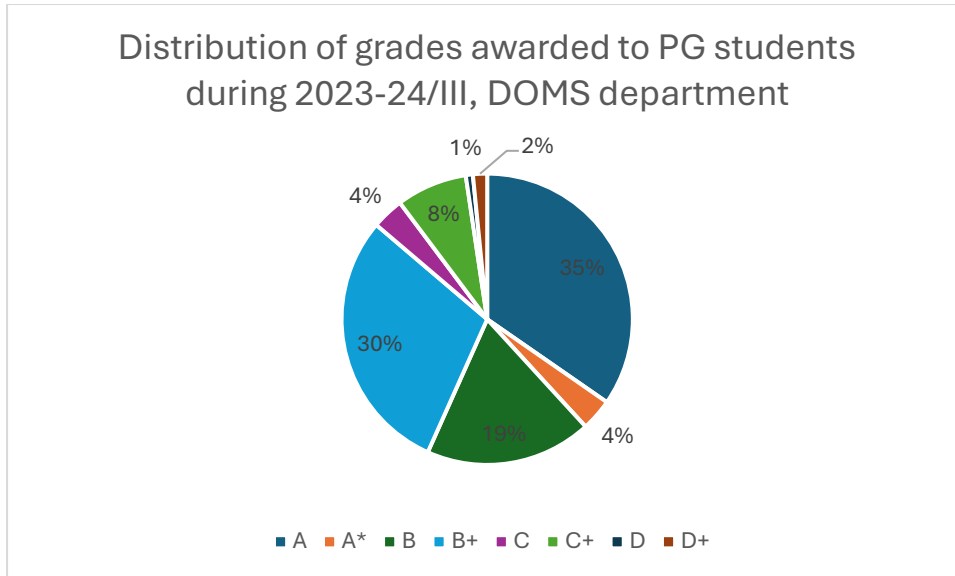


Figure 31: DOMS department distribution of grades awarded to PG students

Data for course numbers: DMS797,MBA631,MBA697

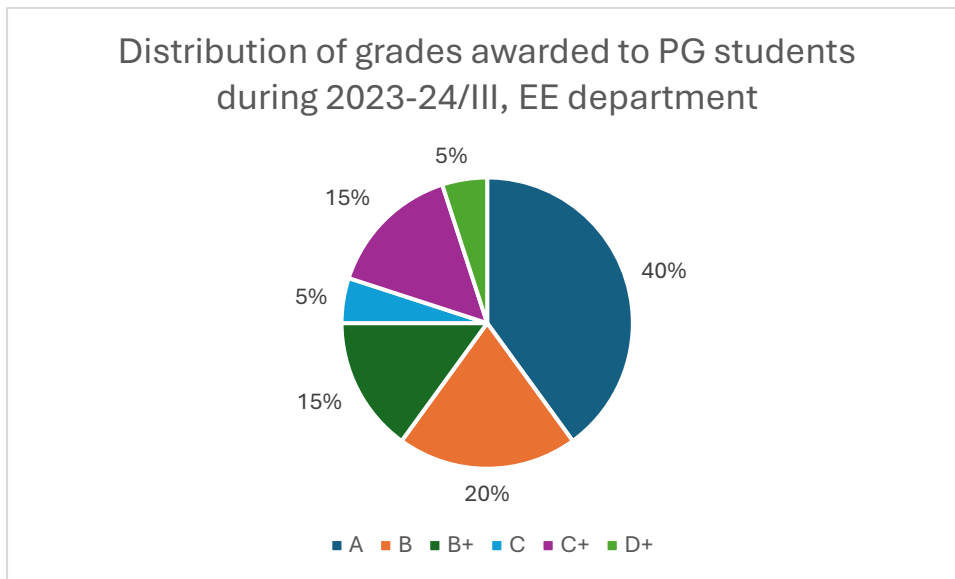


Figure 32: EE department distribution of grades awarded to PG students

Data for course numbers: EE650

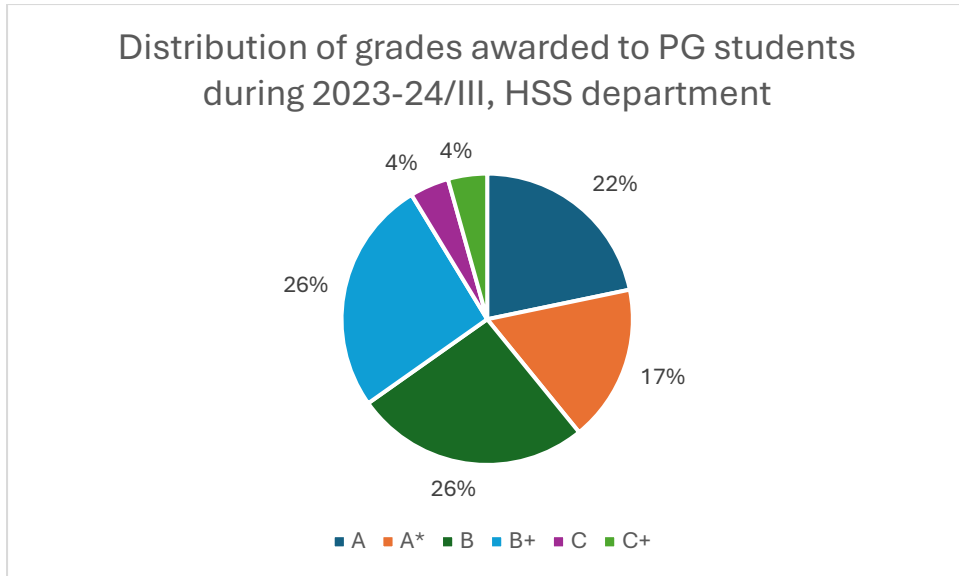


Figure 33: HSS department distribution of grades awarded to PG students

Data for course numbers: ART402,ART707,SOC473

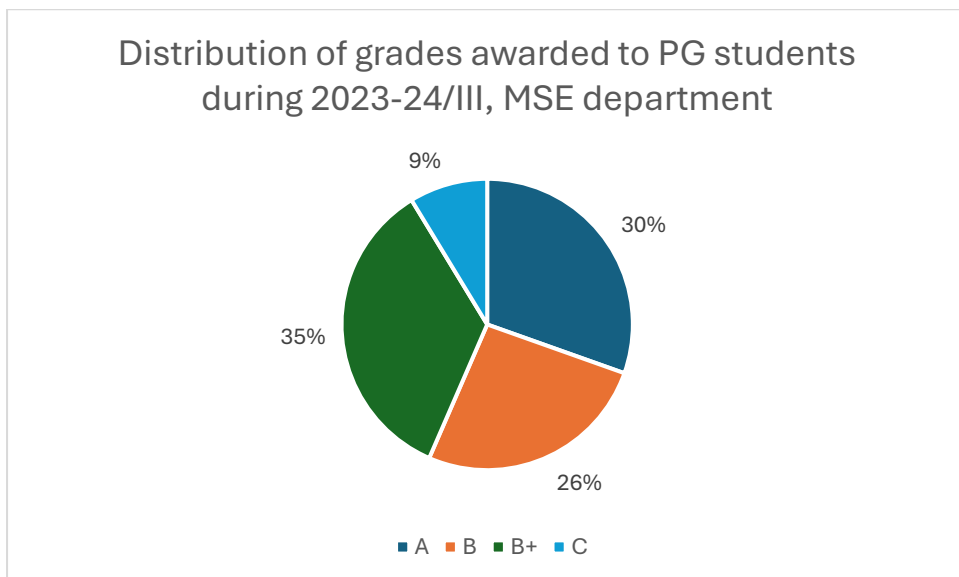


Figure 34: MSE department distribution of grades awarded to PG students

Data for course numbers: MSE661A, MSE664

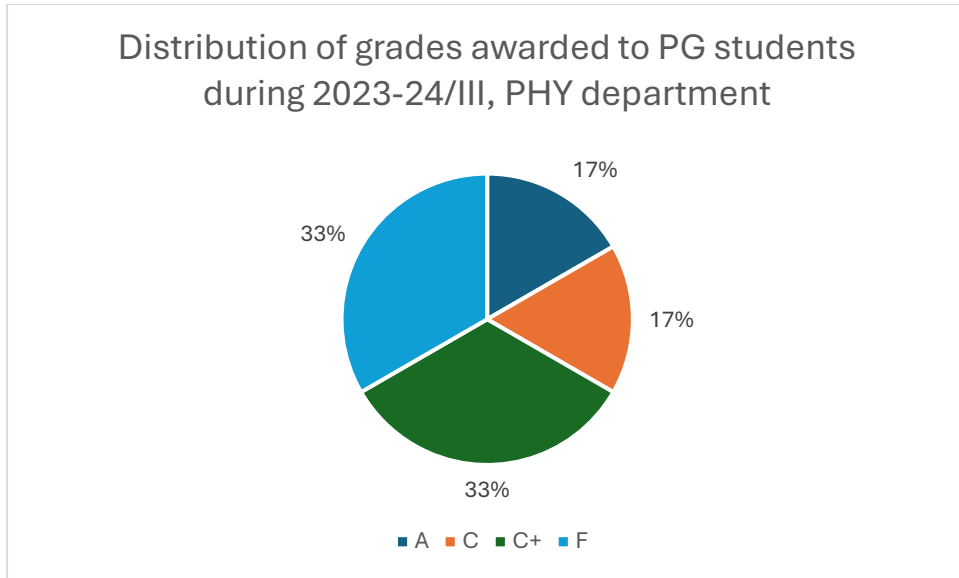


Figure 35: PHY department distribution of grades awarded to PG students

Data for course numbers: PHY401, PHY552

Annexure – 1

Average grade awarded to students across the Institute in 2023-24/III

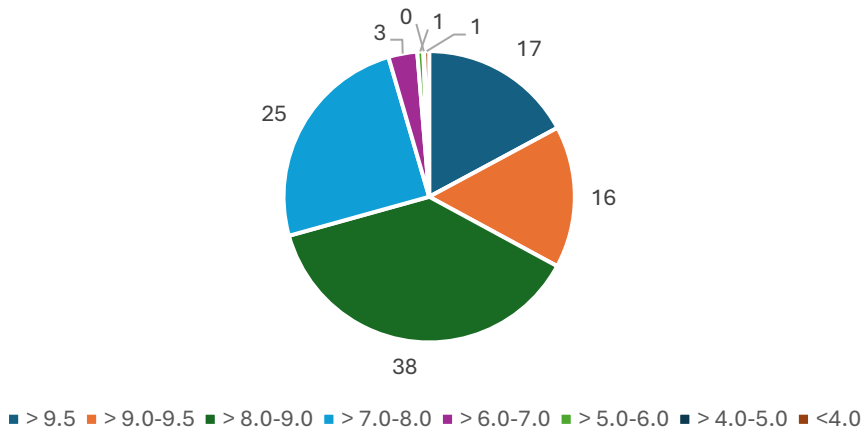
Category of Students	% of Students with different grades									
	A*	A	B	B+	C	C+	D	D+	E	F
All UG students (Including core courses)	4	14	17	16	12	15	7	8	2	6
UG students, in Core courses only	1	5	8	5	15	14	16	16	3	18
All PG Students	4	33	19	24	7	7	2	1	1	1

Annexure – 2

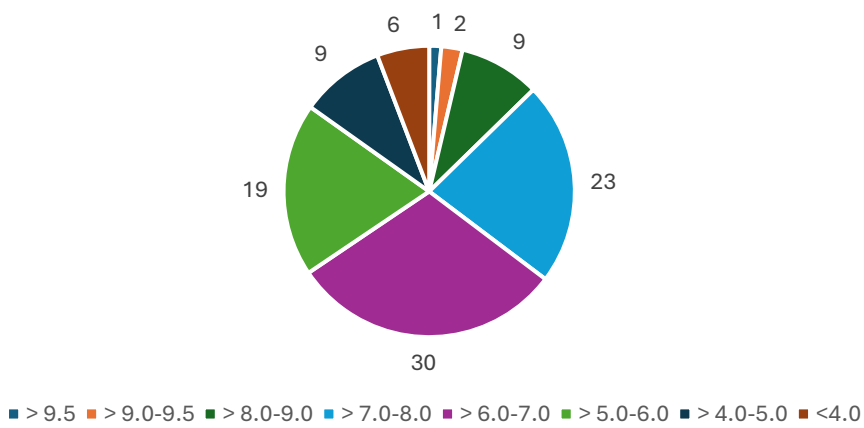
Cumulative Performance Index (CPI) Statistics of All Registered Students in 2023-24/III

Program	Total No.	> 9.5	> 9.0-9.5	> 8.0-9.0	> 7.0-8.0	> 6.0-7.0	> 5.0-6.0	> 4.0-5.0	<4.0
PG	3121	535	492	1179	774	100	21	3	17
UG	1655	22	39	149	374	501	319	155	96

CPI (Percentage) of All PG Students Registered in 2023-24/III



CPI (Percentage) of All UG Students Registered in 2023-24/III



Annexure – 3

Distribution of A, E and F grades awarded to UG students

Category of Students	Course Type	% of Students with grades		
		A & A*	E	F
UG	Institute Core	5%	3%	18%
	Department Core	15%	4%	7%

Annexure – 4

No. of courses with A & A* awarded to UG students

Range	No. of Courses	Course No.
>80%	6	AE252M, CHM202A, CHM241, CHM402A, CSO201A, ECO503
>60%-80%	4	BSE667, CHM241A, CHM402, ME497A
>40%-60%	5	CHM242A, CS772A, EE200, ME496A, MTH403
<40%-20%	17	AE441A, ART402, ART402A, ART707A, CHM242, CS670, CS771, CS772, CSO201, EE650, EE650A, HSO201, HSO201A, MBA631, MSE664, MTH215, PHY401
<20%	65	AE331A, AE341A, ART707, BSE311, BSE311A, CE331A, CE371A, CE657, CGS401, CGS401A, CGS621, CGS621A, CGS622, CGS698C, CHE331A, CHE352A, CHE381A, CHE453A, CHE617, CHM102A, CHM112M, CHM113M, CHM201, CHM392A, CS203M, CS771A, DES602, ECO498A, EE200A, EE311A, EE330, EE330A, EE392A, ESC201, ESC201A, ESO202, ESO202A, ESO204, ESO204A, LIF111, ME209, ME461A, ME496, MSE303A, MSE661A, MSO202A, MTH204, MTH204A, MTH215A, MTH403A, PHY102A, PHY103A, PHY112, PHY113, PHY114, PHY210A, PHY210M, PHY552, PHY552A, SEE211, SEE496, SOC173, SOC173A, SOC473, SOC473A

Annexure – 5

No. of courses with B+ awarded to UG students

Range	No. of Courses	Course No.
>80%	4	DES602, ECO498A, EE392A, SEE496
>60%-80%	1	ME496
>40%-60%	1	MSE664
>40%-20%	21	ART402, ART402A, ART707, BSE667, CE331A, CGS401, CGS401A, CGS621A, CGS622, CHE352A, CHM201, CS771, CS772, EE200, EE330, HSO201, MBA631, MSO202A, MTH215A, SEE211, SOC473A
<20%	67	AE252M, AE331A, AE341A, AE441A, ART707A, BSE311, BSE311A, CE371A, CE657, CGS621, CHE331A, CHE381A, CHE453A, CHE617, CHM102A, CHM112M, CHM113M, CHM202A, CHM241, CHM241A, CHM242, CHM242A, CHM392A, CHM402, CHM402A, CS203M, CS670, CS771A, CS772A, CSO201, CSO201A, ECO503, EE200A, EE311A,

		EE330A, EE650, EE650A, ESC201, ESC201A, ESO202, ESO202A, ESO204, ESO204A, HSO201A, LIF111, ME209, ME461A, ME496A, ME497A, MSE303A, MSE661A, MTH204, MTH204A, MTH215, MTH403, MTH403A, PHY102A, PHY103A, PHY112, PHY113, PHY114, PHY210A, PHY401, PHY552, PHY552A, SOC173, SOC173A
--	--	---

Annexure – 6

No. of courses with B awarded to UG students

Range	No. of Courses	Course No.
>80%	1	CHM392A
>60%-80%	1	MTH215A
>40%-60%	1	ME496A
>40%-20%	25	AE441A, ART402, ART707, ART707A, CE331A, CGS401, CGS401A, CGS621, CGS621A, CGS698C, CHE331A, CS771, CS771A, CS772, CSO201, EE330, EE650A, HSO201, HSO201A, ME496, MSE661A, MSE664, PHY552, SEE211, SOC473
<20%	68	AE252M, AE331A, AE341A, ART402A, BSE311, BSE311A, BSE667, CE371A, CE657, CGS622, CHE352A, CHE381A, CHE453A, CHE617, CHM102A, CHM112M, CHM113M, CHM201, CHM202A, CHM241, CHM241A, CHM242, CHM242A, CHM402, CHM402A, CS203M, CS670, CS772A, CSO201A, DES602, ECO498A, ECO503, EE200, EE200A, EE311A, EE330A, EE392A, EE650, ESC201, ESC201A, ESO202, ESO202A, ESO204, ESO204A, LIF111, MBA631, ME209, ME461A, ME497A, MSE303A, MSO202A, MTH204, MTH204A, MTH215, MTH403, MTH403A, PHY102A, PHY103A, PHY112, PHY113, PHY114, PHY210A, PHY401, PHY401A, SEE496, SOC173, SOC173A, SOC473A

Annexure –7

No. of courses with A & A* awarded to PG students

Range	No. of Courses	Course No.
>80%	5	ART402, CHE617, CS772, DMS797, MSE664
>60%-80%	-	-
>40%-60%	6	ART707A, BSE667, CGS698C, CS772A, EE650, MBA697
>40%-20%	5	CHM242, EE650A, MSE661A, PHY401, SOC473
<20%	16	AE602, AE602A, ART707, CGS401, CGS401A, CGS621, CGS621A, CGS622, CS670, CS771, CS771A, DES602, DES602A, LIF111, MBA631, PHY552

Annexure – 8

No. of courses with B+ awarded to PG students

Range	No. of Courses	Course No.
>80%	1	AE602A
>60%-80%	-	-
>40%-60%	-	-
>40%-20%	7	AE602, ART707A, BSE667, DES602A, MBA697, MSE661A, SOC473
<20%	22	ART402, ART707, CGS401, CGS621, CGS621A, CGS622, CGS698C, CHE617, CS670, CS771, CS771A, CS772, CS772A, DES602, DMS797, EE650, EE650A, LIF111, MBA631, MSE664, PHY401, PHY552

Annexure – 9

No. of courses with B awarded to PG students

Range	No. of Courses	Course No.
>80%	1	DES602
>60%-80%	1	ART707
>40%-60%	3	CS772A, MBA631, SOC473
>40%-20%	6	CGS621, CS771, CS771A, DES602A, EE650, MSE661A
<20%	18	AE602, AE602A, ART402, ART707A, BSE667, CGS621A, CGS622, CGS698C, CHE617, CS670, CS772, DMS797, EE650A, LIF111, MBA697, MSE664, PHY401, PHY552

Annexure – 10

No. of courses with E awarded to UG students

Range	No. of Courses	Course No.
<1%	84	AE252M, AE331A, AE341A, AE441A, ART402, ART402A, ART707, ART707A, BSE311, BSE311A, BSE667, CE331A, CE657, CGS401, CGS698C, CHE331A, CHE352A, CHE381A, CHE453A, CHE617, CHM113M, CHM201, CHM202A, CHM241, CHM241A, CHM242, CHM242A, CHM392A, CHM402, CHM402A, CS203M, CS670, CS771, CS771A, CS772, CS772A, CSO201, CSO201A, DES602, ECO498A, ECO503, EE200, EE200A, EE311A, EE330, EE330A, EE392A, EE650, EE650A, ESC201, ESC201A, ESO202A, HSO201, HSO201A, MBA631, ME461A, ME496, ME496A, ME497A, MSE303A, MSE661A, MSE664, MSO202A, MTH204, MTH204A, MTH215, MTH215A, MTH403, MTH403A, PHY102A, PHY103A, PHY112, PHY113, PHY114, PHY210A, PHY210M, PHY401, PHY401A, PHY552, PHY552A, SEE211, SEE496, SOC173, SOC173A
>1%<5%	6	CGS621, CGS621A, CGS622, ESO204, LIF111, SOC473
>5%<10%	3	CGS401A, CHM102A, ESO204A

>10%-<15%	1	CE371A
>15%-<20%	4	CHM112M, ESO202, ME209, SOC473A

Annexure – 11

No. of courses with F awarded to UG students

Range	No. of Courses	Course No.
<1%	57	AE252M, AE341A, ART402, ART402A, BSE311, BSE667, CE657, CGS401, CGS401A, CGS621, CGS621A, CGS622, CHE352A, CHE453A, CHM102A, CHM202A, CHM241, CHM241A, CHM242, CHM242A, CHM392A, CHM402, CHM402A, CS771, CS771A, CS772A, CSO201A, DES602, ECO498A, ECO503, EE200, EE200A, EE330, EE330A, EE392A, EE650, ESO202A, HSO201, HSO201A, MBA631, ME461A, ME496, ME496A, ME497A, MSE661A, MSE664, MSO202A, MTH204, MTH215, MTH215A, MTH403, PHY102A, PHY210A, PHY552, PHY552A, SEE496, SOC473A
>1%-<5%	9	ART707, ART707A, CE371A, CGS698C, CHM201, CSO201, MSE303A, SEE211, SOC473
>5%-<10%	7	AE441A, CHE381A, CS670, EE650A, LIF111, ME209, SOC173
>10%-<15%	5	CHM113M, CS772, EE311A, MTH403A, SOC173A
>15%-<20%	8	AE331A, BSE311A, CE331A, ESO204, ESO204A, PHY113, PHY210M, PHY401A